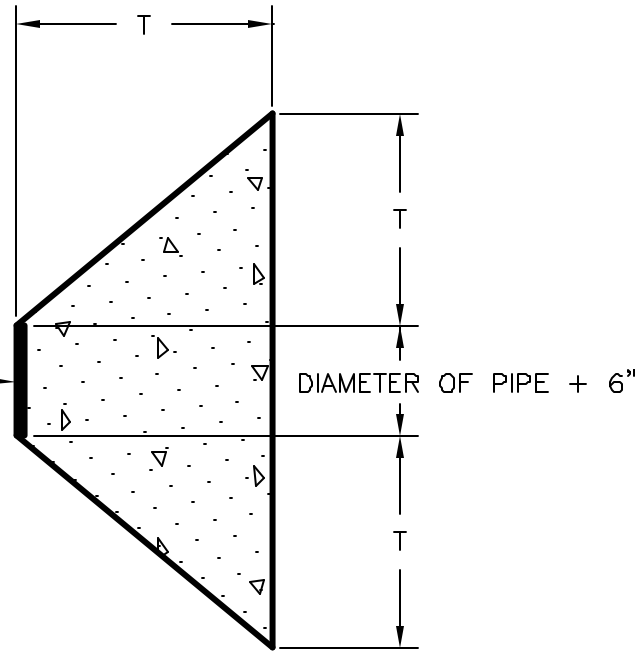


USE TWO LAYERS
OF 15 LB. BUILDER'S
FELT ON FITTINGS

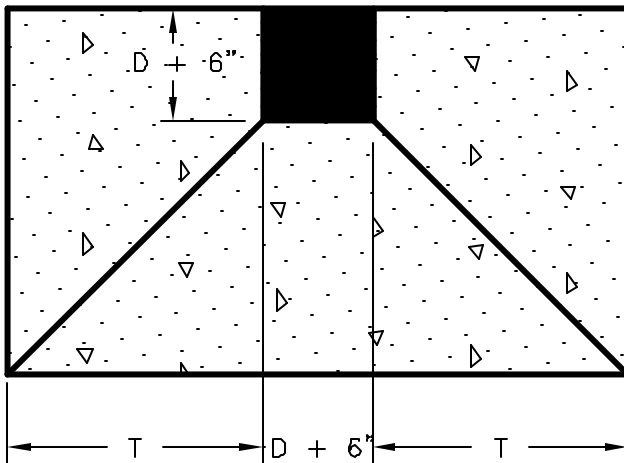
DIRECTION OF
THRUST OR
BISECTOR OF
PIPE BEND



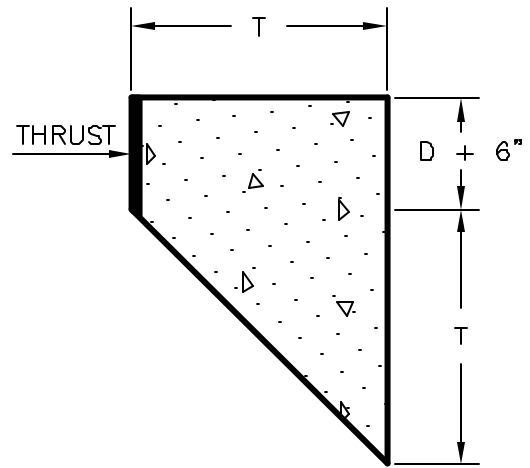
PLAN

NOTES:

1. FITTING FLANGE BOLTS SHALL REMAIN FREE OF CONCRETE
2. DO NOT BACKFILL UNTIL CONCRETE HAS SET FOR A MINIMUM OF 4 HOURS
3. PIPELINE SHALL NOT BE PLACED INTO SERVICE UNTIL CONCRETE HAS ACHIEVED FULL STRENGTH



FRONT



SIDE

NOTE: SEE G-3B FOR "T"
VALUES FOR THRUST BLOCKS

AUGUSTA COUNTY SERVICE AUTHORITY
VERONA, VIRGINIA

SCALE: NONE

DRAWN BY:

DATE: AUG. 2004

REVISED:

TYPICAL THRUST BLOCK DETAIL (GENERAL)

FOR HORIZONTAL AND
SAG VERTICAL ANCHORS

DRAWING NUMBER: G-3A

PAGE: 1 OF 2